

Non-Oil Foreign Trade

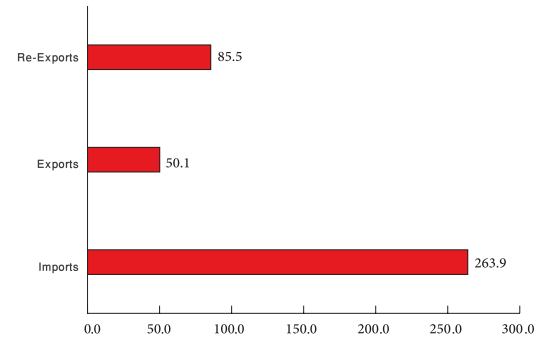
First Half 2014 - Emirate of Dubai

Direct Foreign Trade

Direct Foreign Trade Imports amounted 263.9 Billion AED in first half 2014, with contribution of 66.1%.

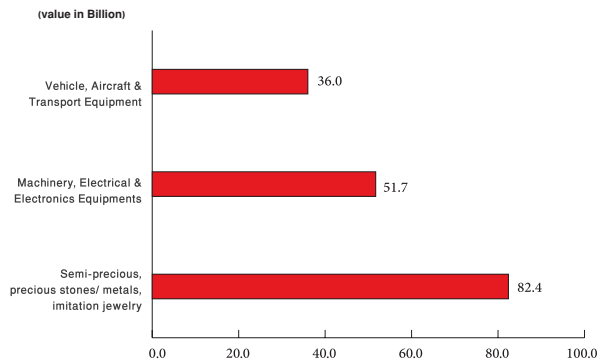
Direct Foreign Trade Exports amounted 50.1 Billion AED in first half 2014, with contribution of 12.5%.

Direct Foreign Trade Re-Exports amounted 85.5 Billion AED in first half 2014, with contribution of 21.4%.



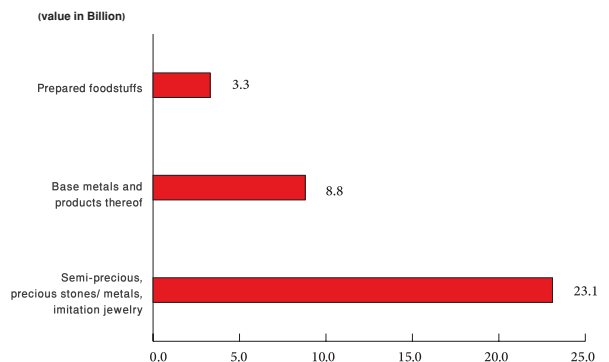
In first half 2014 Semi-precious/precious stones & metals, imitation jewelry obtain the lead in Imports with amount of 82.4 Billion AED and contribution of 31.2% , then Machinery, electrical and electronics equipment amounted to 51.7 Billion AED with contribution of 19.6%, followed by Vehicles, aircraft, & transport equipment amounted to 36.0 Billion AED with contribution of 13.6%.

▲ The most outstanding sections in Direct Foreign Trade Imports



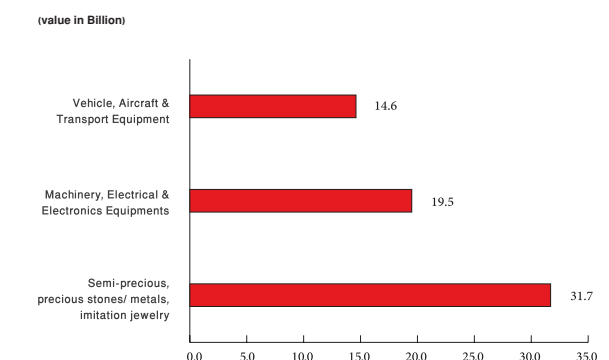
In first half 2014 Semi-precious/precious stones & metals, imitation jewelry obtain the lead in Exports with amount of 23.1 Billion AED and contribution of 46.1%, then Base metals and products thereof amounted to 8.8 Billion AED with contribution of 17.5%, followed by Prepared foodstuffs amounted to 3.3 Billion AED with contribution of 6.6%.

▲ The most outstanding sections in Direct Foreign Trade Exports



In first half 2014 Semi-precious/precious stones & metals, imitation jewelry obtain the lead in Re-Export with amount of 31.7 Billion AED and contribution of 37.0%, then Machinery, electrical and electronics equipment amounted to 19.5 Billion AED with contribution of 22.9%, followed by Vehicles, aircraft, & transport equipment amounted to 14.6 Billion AED with contribution of 17.1%.

▲ The most outstanding sections in Direct Foreign Trade Re-Exports

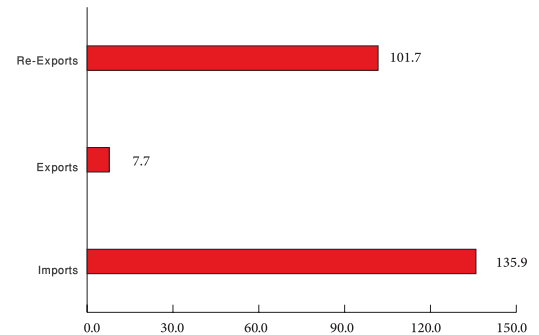


Free Zone Trade

Imports amounted to 135.9 Billion AED and contributed 55.4% of Free Zone Trade in first half 2014.

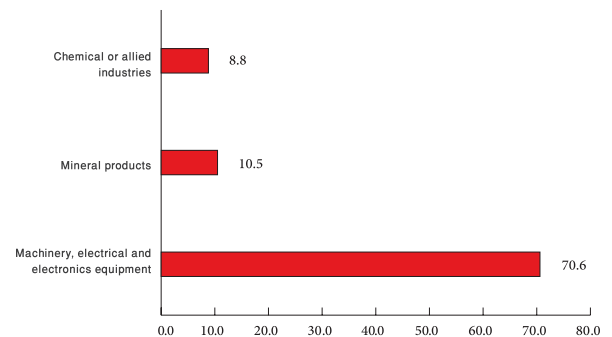
Exports amounted to 7.7 Billion AED and contributed 3.1% of Free Zone Trade in first half 2014.

Re-Exports amounted to 101.7 Billion AED and contributed 41.5% of Free Zone Trade in first half 2014.



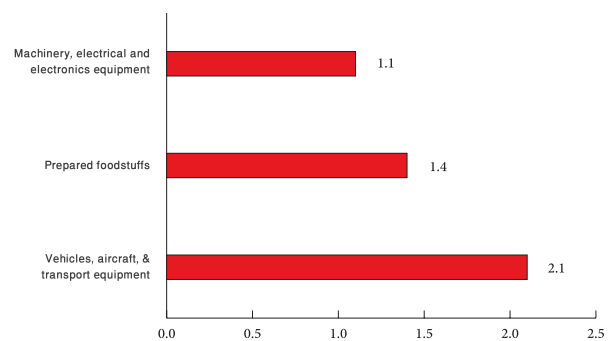
In first half 2014 Machinery, electrical and electronics equipment obtain the lead in Imports of Free Zone Trade with amount of 70.6 Billion AED and contribution of 52.0%, then Mineral products amounted to 10.5 Billion AED with contribution of 7.7%, followed by Chemical or allied industries amounted to 8.8 Billion AED and contribution of 6.5%.

▲ The most outstanding sections in Free Zone Trade Imports (value in Billion)



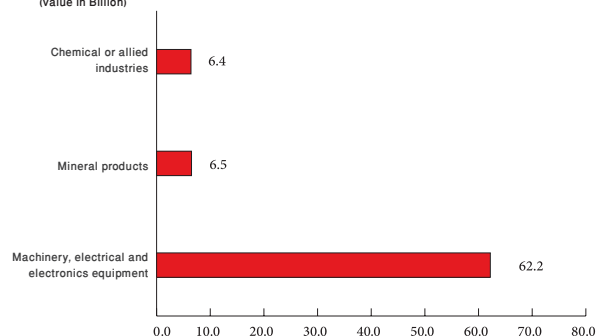
In first half 2014 Vehicles, aircraft, & transport equipment obtain the lead in Exports of Free Zone Trade with amount of 2.1 Billion AED and contribution of 26.8%, then Prepared foodstuffs with amount of 1.4 Billion AED with contribution of 18.1%, followed by Machinery, electrical and electronics equipment with amount of 1.1 Billion AED with contribution of 14.7%.

▲ The most outstanding sections in Free Zone Trade Exports (value in Billion)



In first half 2014 Machinery, electrical and electronics equipment obtain the lead in Re-Export of Free Zone Trade with amount of 62.2 Billion AED and contribution of 61.2%, then Mineral products with amount of 6.5 Billion AED and contribution of 6.4%, followed by Chemical or allied industries with amount of 6.4 Billion AED and contribution of 6.3%.

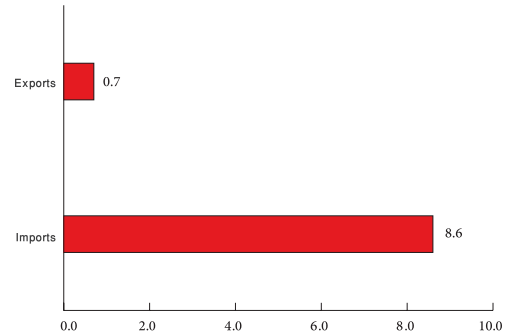
▲ The most outstanding sections in Free Zone Trade Re-Exports (value in Billion)



Custom Warehouse Trade

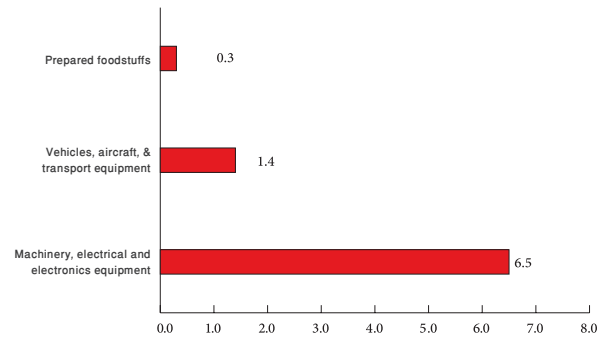
Imports amounted to 8.6 Billion AED and contributed 92.0% of Custom Warehouse Trade in first half 2014.

Exports amounted to 0.7 Billion AED and contributed 8.0% of Custom Warehouse Trade in first half 2014.



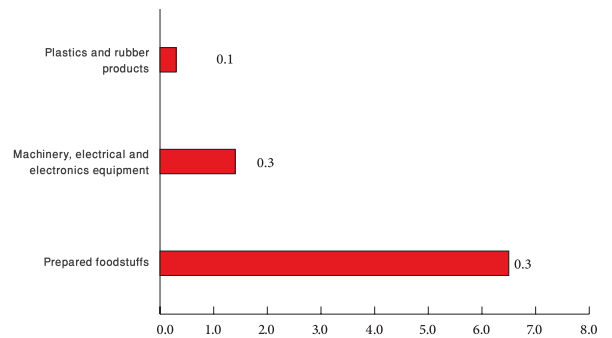
In first half 2014 Machinery, electrical and electronics equipment obtain the lead in Imports of Custom Warehouse Trade with amount of 6.5 Billion AED and contribution of 76.2%, then Vehicles, aircraft, & transport equipment with amount of 1.4 Billion AED and contribution of 16.2%, followed by Prepared foodstuffs amounted to 0.3 Billion AED and contribution of 3.7%.

▲ The most outstanding sections in Custom Warehouse Trade Imports (value in Billion)



In first half 2014 Prepared foodstuffs obtain the lead in Exports of Custom Warehouse Trade with amount of 0.3 Billion AED and contribution of 41.2%, then Machinery, electrical and electronics equipment with amount of 0.3 Billion AED and contribution of 34.7%, followed by Plastics and rubber products with amount of 0.1 Billion AED and contribution of 7.5%*.

▲ The most outstanding sections in Custom Warehouse Trade Exports (value in Billion)



*Equal values due to rounding process.